


Square 250 - interior

Design: schmidt hammer lassen design



With Square you can go minimalistic all the way - Square will be the dot over the i in any building project with minimalistic tendencies.

Characters and symbols can be cut out in the front, resulting in clear signage even at darkness.

With light slits at the top and bottom, Square offers a soft light without glaring. The downwards light is dominant due to the position of the lamps.

In case of interior use, Square can be turned upside down.

Dimensions:

190x190, 250x250, and 270x270 mm

Finish:

White RAL 9010, shine 30

Black RAL 9005, shine 30

Graphite grey YW355F

Lamp types:


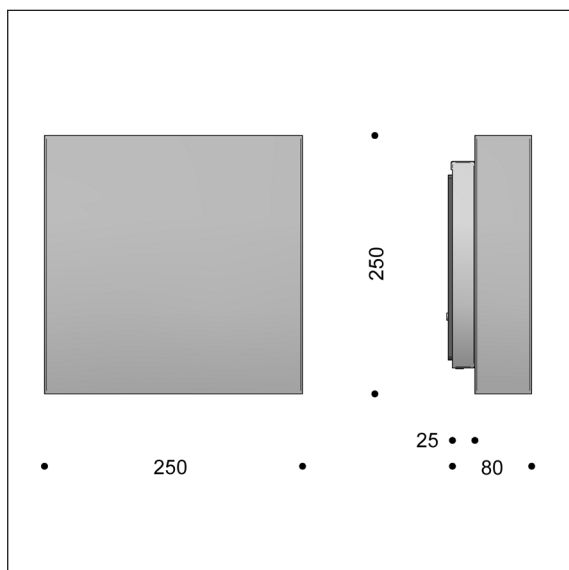
LED Bridgelux

E27 base



Square 250 - interior - LED

Design: schmidt hammer lassen design



Luminaire specification:

Material:	Coated steel
Finish:	Graphite grey: YW355F White: RAL 9010, shine 30 Black: RAL 9005, shine 30
Screen:	Polycarbonate, opalised
Cutting in front:	Digits can be cut out in the front. See specification below.
Mounting:	On wall or wall box
Connection:	Max two cables into 5 x 2,5 mm ² terminal block
Classification:	IP20, class I, class II optional
Weight:	2 kg

Lamp and driver specification:


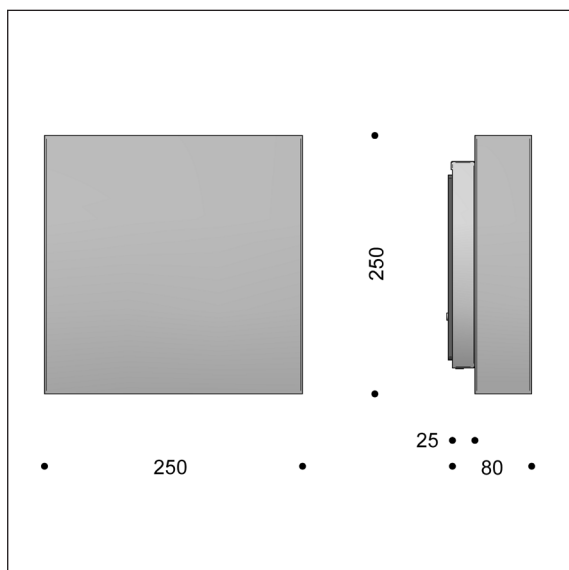
LED type:	Bridgelux Vero 10 + V6
Total consumption:	10 or 15 W
Downwards only:	Bridgelux Vero 10
Total consumption:	8 or 12 W
Service life:	100,000 hours at t _a max 25°, L90B10
Colour temperature:	2700, 3000, or 4000 Kelvin
Energy eff. class:	F
Colour rendering:	min 90 Ra
Output ratio:	53 per cent
Driver:	20 W LED driver, dimming optional
Service life:	min 100,000 hours

Product codes:

SQUARE 250 interior, with Bridgelux LED									
Item No.	Lamp type		Select colour, colour temperature etc. in the table below.						
4823-	10 W Bridgelux Vero 10 + V6, 250 mA								
4820-	15 W Bridgelux Vero 10 + V6, 350 mA								
4822-	8 W Bridgelux Vero 10, 250 mA, downwards only								
4821-	12 W Bridgelux Vero 10, 350 mA, downwards only								
Combine with:	Colour	Colour temperature	Dimming		Protection class		Laser cutting in front		
	1 white	927 2700 K, 90 Ra	V	1-10 V	empty	class I	empty	no cutting	
	3 black	930 3000 K, 90 Ra	D	Dali	K	class II	C	digits in front	
	4 graphite grey	940 4000 K, 90 Ra	R	bluetooth sensor					
Example:	4823-3927V = Square 250 interior, black, 10 W LED, 2700 K, 90 Ra, 1-10 V dimming								

Square 250 - interior - E27

Design: schmidt hammer lassen design



Luminaire specification:

Material: Coated steel
 Finish: Graphite grey: YW355F
 White: RAL 9010, shine 30
 Black: RAL 9005, shine 30
 Screen: Polycarbonate, opalised
 Cutting in front: Digits can be cut out in the front. See specification below.
 Mounting: On wall or wall box
 Connection: Max two cables into 5 x 2,5 mm² terminal block
 Classification: IP20, class I, class II optional
 Weight: 2 kg

E27:

Lamp type: 11 W LED, Philips Core Pro or other E27 type, max 30 W, max Ø60 x 120 mm
 Operational life: 15,000 hours
 Colour temperature: 2700 K
 Colour rendering: 80 Ra
 Output ratio: 20 per cent

Product codes:

SQUARE 250 interior, E27 base				
Item No.	Lamp type	Select colour in the table below.		
4009-	7.5 W Deco Aurora LED or similar, max 30 W			
4012-	max 30 W, downwards only			
Combine with:	Colour	Laser cutting in front		
	1 white	empty	no cutting	
	3 black	C	digits in front	
	4 graphite grey			
Example:	4009-1 = Square 250 interior, white, E27			
Options				
1100-6	LED: Deco Aurora 7.5 W, 20,000 hours operation			
1100-8	LED: Philips Core Pro 11 W, 15,000 hours operation			